
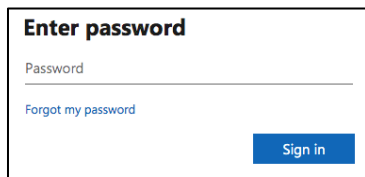
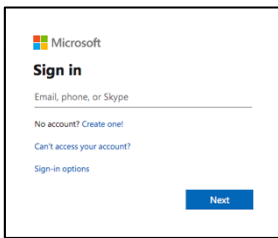


# Student Email & Apps

\*Start at [www.cvesd.org](http://www.cvesd.org), click the [Students] tile



\*To access email: click the [Office365] tile  
\*Sign in using your CVESD credentials



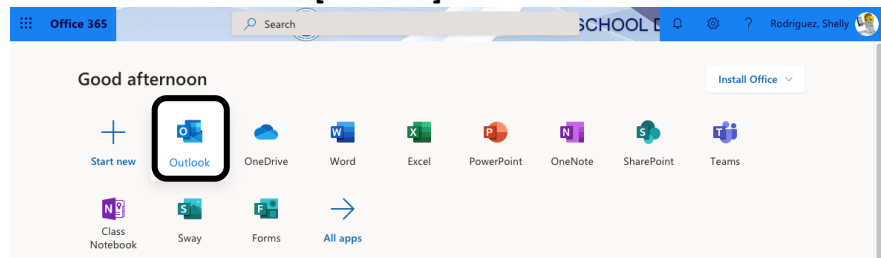
## Grades TK – 1<sup>st</sup> Credentials

Username/email is your student ID followed by @live.cvesd.org  
Password is first & last initial, ID number and equal sign  
Example: Carly Villa  
123456@live.cvesd.org  
cv123456=

## Grades 2<sup>nd</sup> – 6<sup>th</sup> Credentials

Username/email is your student ID followed by @live.cvesd.org  
Password is upper first initial, lower last initial and 8-digit birthday  
Example: Carly Villa  
654321@live.cvesd.org  
Cv02252009

\*Choose [Outlook] from the dashboard



## Student Apps

All apps may be accessed using the *student page tiles* at any grade level.

TK - 2<sup>nd</sup> grade students are often more comfortable with using the app tiles on the student page instead of accessing apps via the red Office365 email tile. **They may continue to do so.**

3<sup>rd</sup> – 6<sup>th</sup> students will continue to learn the next level of app access from within their email.

- \*Choose the [Apps Launcher]
- \*If app is not visible, choose [All Apps]
- \*Scroll towards the bottom to see a section titled [Other]
- \*Here you will see all CVESD available apps

